

INFORMATION FOR UK NATIONALS

IN SCHLESWIG-HOLSTEIN

Supported by

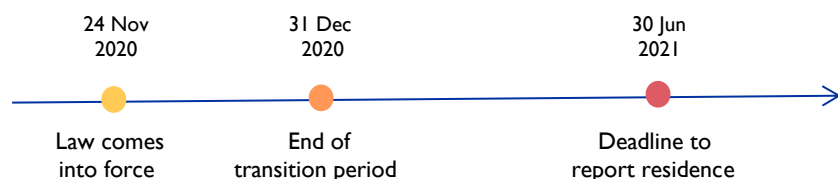
 Foreign, Commonwealth & Development Office

HOW TO CONFIRM YOUR RESIDENCE RIGHTS STEP BY STEP

Now that the UK has left the EU, securing your residence rights in Germany might feel challenging. But not to worry - any UK national living lawfully in Germany at the end of the transition period on 31 December 2020 will be entitled under the **Withdrawal Agreement** to a residence document (“Aufenthaltsdokument-GB”). Your rights are protected under the Withdrawal Agreement as long as you have exercised your right to freedom of movement before then.





Key steps to take to confirm your rights:

- Report your residence to your local Foreigners’ Authority (“Ausländerbehörde”) responsible for UK nationals in your area if you have not done so yet.
- Register your address with your local registration office (“Einwohnermeldeamt”) if you have not done so already.



HOW IOM CAN HELP YOU

If you have any further questions or concerns, please do not hesitate to reach out to us. The UK Nationals Support Fund (UKNSF) can provide guidance on residence requirements for at-risk UK nationals. We offer information, counselling & practical support such as assistance with translations and appointments, as well as information on the local authorities’ responsibilities. Get in touch:

-  UKNSF Helpline +49 (0)30 206066111, Mon-Thu 10am - 12pm & 2pm - 5pm
-  Public Inbox: UKNationalsDE@iom.int
-  [Website](#)
-  [Facebook-Group](#)

Requirements in Schleswig-Holstein

- ✓ Valid I.D. (UK passport with full name spelled correctly as on your “Meldebescheinigung”)
- ✓ Biometric Picture
- ✓ Proof of residence (for example “Meldebescheinigung”)
- ✓ The document will cost 37.00€ for those older than 24 and 22.80€ for those younger than 24.
- ✓ The residence document will be valid for at least 5 years and up to 10 years.

Registration process in Schleswig-Holstein

1. Notify your local authority (Name...)
2. Await confirmation of appointment by local authority via email. Please make sure to check your spam folder.
3. **Confirm appointment** with local authority (families can go to one appointment together).
4. Bring documentation as requested (such as further proof of residence in Germany etc.) to the appointment
5. Await receipt of **confirmation of status** under the Withdrawal Agreement (WA)
6. **GB Residence document** (a biometric card) will be available for collection or sent by mail to the UK national at their registered address after successful confirmation

➡ See guidance for Schleswig-Holstein [here](#).